

- 01. Always lounge chair on 4 leg base.
- 02. Always lounge chair on swivel base.
- 03. Always lounge chair on wooden base.

- 04. Always lounge chair on sled base.
- 05. Dalby coffee table P54.
- 06. Barry screens P68.

# always lounge chair



## design

An easy form for an easy chair, the Always Lounge chair hides its complexity well. A very careful combination of shapes have created a lounge chair that is very comfortable and looks great from every angle. Always lounge chair is available on 4 different base styles and being an upholstered product it is a true chameleon – frankly there is no reason to not have an always lounge chair.

## technical

Always Lounge is meticulously upholstered to ensure the cover will remain neatly tailored to the product. Always is upholstered over an engineered foam core over a steel frame for firmly affixing all 4 different base options. There are 3 base options made from polyester powder coated steel, also available with a bright chrome finish. The timber base is constructed in solid oak. \*All dimensions quoted are rounded to the nearest 5mm or nearest 1/2 inch.



## sizes



01  
AL-LO-ST4  
Always lounge chair on 4 legs  
metric (mm)  
W790 D800 H930 seat420  
imperial (in)  
W31 D31.5 H36.5 seat16.5



04  
AL-LO-SL  
Always lounge chair on sled base  
metric (mm)  
W790 D800 H930 seat420  
imperial (in)  
W31 D31.5 H36.5 seat16.5



03  
AL-LO-WD  
Always lounge chair on wooden base.  
metric (mm)  
W790 D800 H930 seat420  
imperial (in)  
W31 D31.5 H36.5 seat16.5



02  
AL-LO-SW  
Always lounge chair on a swivel base  
metric (mm)  
W790 D800 H930 seat420  
imperial (in)  
W31 D31.5 H36.5 seat16.5

## base options



4 leg base. Black, White or chrome.



4 star base. Black, White or chrome.



Wooden base. Oak.



Sled base. Black, White or chrome.

## other options



2 tone upholstery.

## support

all images here plus many more are available at [www.naughtone.com](http://www.naughtone.com) alternatively, get in touch to request our dropbox link to our full library.

CAD 3D visualisation models and 2D dwg files are available of all naughtone products. Download the files from our website [www.naughtone.com](http://www.naughtone.com) or request a full CD.

Always Lounge chair designed by naughtone



### general manufacture description

The Always Lounge chair body is a moulded foam shape. This has an internal steel frame for structure and secure connection to the base. The shell is meticulously upholstered to ensure the cover will remain neatly tailored to the product.

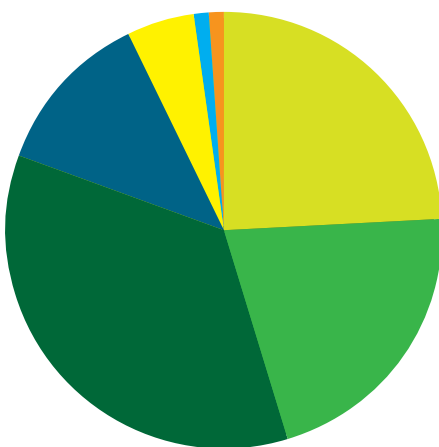
The Always Lounge 4 leg base is machine bent from mild steel tube and flat bar which is weld jointed together and polished by hand to a smooth surface. The base is then finished with either chrome plating or polyester powder coat. The Always seat and base are assembled together by hand using minimal fixings and can be easily disassembled if necessary.

(Fabric is not included in these calculations as fabric is determined by the client – we offer standard ranges of 100% wool fabrics which are naturally sustainable and re-useable or compostable at the end of life).

### facts

- 100% FSC certified timber
- naughtone is FISP and ISO14001 certified
- 18.3kg Total weight
- 87.4% Recyclable (internal steel frame, base, foam, fixings & feet)
- 5.5% Compostable (plywood frame)
- 34.9% Recycled content (internal steel frame, base, chip foam & fixings)
- 5.5% Reuseable content
- 148.3% Recycled & Recyclable content

### contents



- Foam core - 24.6%
- Base - 21.8%
- Internal Steel frame - 35.4%
- Fabric - 12.6%
- Internal plywood frame (beech) - 5.5%
- Feet (polypropylene) - <1%
- Fixings (Mild Steel) - <1%

### support

further information for all our products can be downloaded from the website [www.naughtone.com](http://www.naughtone.com).

\* where sustainable sources are quoted and a chain of custody is required by a customer - this must be indicated on the purchase order to naughtone. A chain of custody requested after an order has been placed or delivered may be difficult to recover.



Always Lounge chair designed by naughtone



### general manufacture description

The Always Lounge chair body is a moulded foam shape. This has an internal steel frame for structure and secure connection to the base. The shell is meticulously upholstered to ensure the cover will remain neatly tailored to the product.

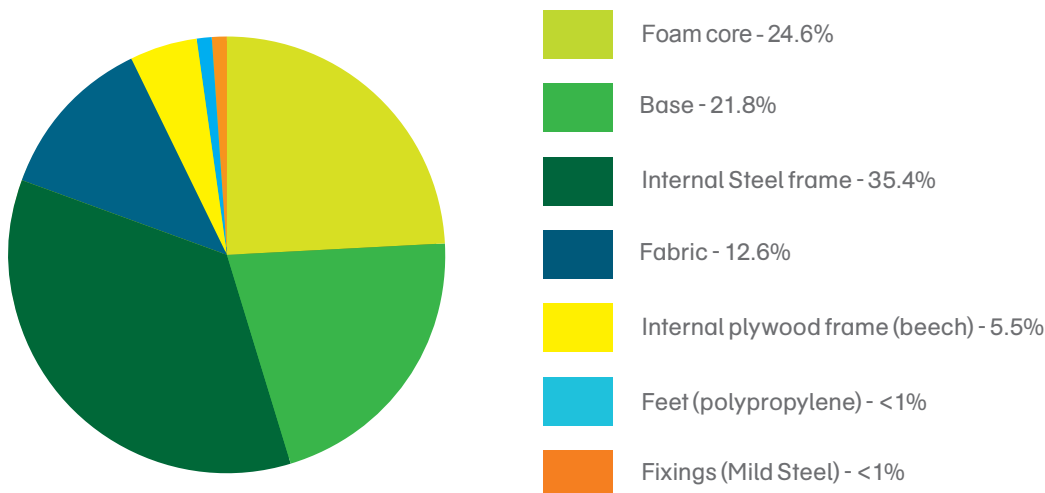
The Always Lounge sled base is machine bent from mild steel tube and flat bar which is weld jointed together and polished by hand to a smooth surface. The base is then finished with either chrome plating or polyester powder coat. The Always seat and base are assembled together by hand using minimal fixings and can be easily disassembled if necessary.

(Fabric is not included in these calculations as fabric is determined by the client – we offer standard ranges of 100% wool fabrics which are naturally sustainable and re-useable or compostable at the end of life).

### facts

- 100% FSC certified timber
- naughtone is FISP and ISO14001 certified
- 18.3kg Total weight
- 87.4% Recyclable (internal steel frame, base, foam, fixings & feet)
- 5.5% Compostable (plywood frame)
- 34.9% Recycled content (internal steel frame, base, chip foam & fixings)
- **148.3% Recycled & Recyclable content**

### contents



### support

further information for all our products can be downloaded from the website [www.naughtone.com](http://www.naughtone.com).

\* where sustainable sources are quoted and a chain of custody is required by a customer - this must be indicated on the purchase order to naughtone. A chain of custody requested after an order has been placed or delivered may be difficult to recover.

Always Lounge chair designed by naughtone



### general manufacture description

The Always Lounge chair body is a moulded foam shape. This has an internal steel frame for structure and secure connection to the base. The shell is meticulously upholstered to ensure the cover will remain neatly tailored to the product.

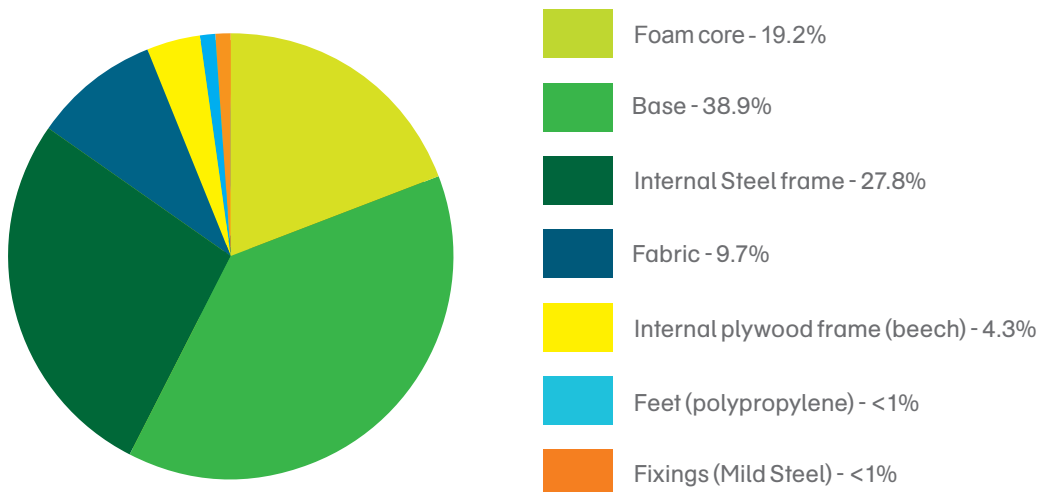
The Always Lounge chair swivel base is cut from mild steel plate and mild steel tubing. A separate swivel mechanism is pressed into the top of the tube before the top plate is attached. The base is then finished with either chrome plating or polyester powder coat. The components can be separated with hand tools for end of life recycling.

(Fabric is not included in these calculations as fabric is determined by the client – we offer standard ranges of 100% wool fabrics which are naturally sustainable and re-useable or compostable at the end of life).

### facts

- 100% FSC certified timber
- naughtone is FISP and ISO14001 certified
- 23.4kg Total weight
- 90.3% Recyclable (internal steel frame, base, foam, fixings & feet)
- 9.7% Compostable (plywood frame)
- 40.7% Recycled content (internal steel frame, base, chip foam & fixings)
- 4.3% Reuseable content
- 131% Recycled & Recyclable content

### contents



### support

further information for all our products can be downloaded from the website [www.naughtone.com](http://www.naughtone.com).

\* where sustainable sources are quoted and a chain of custody is required by a customer - this must be indicated on the purchase order to naughtone. A chain of custody requested after an order has been placed or delivered may be difficult to recover.



Always Lounge chair designed by naughtone



### general manufacture description

The Always Lounge chair body is a moulded foam shape. This has an internal steel frame for structure and secure connection to the base. The shell is meticulously upholstered to ensure the cover will remain neatly tailored to the product.

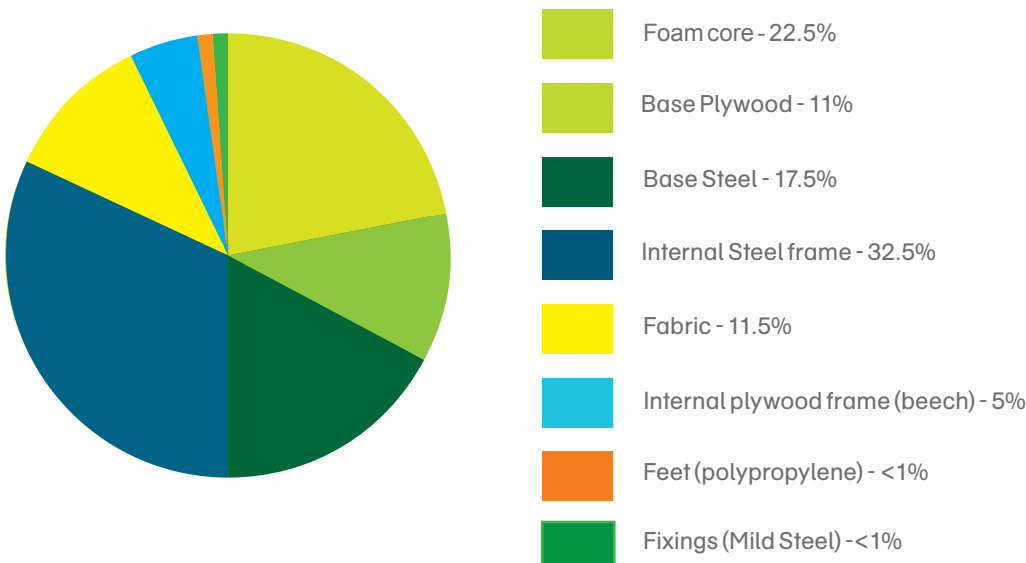
The timber base is constructed with through oak structural plywood. The timber is sealed with spray matt lacquer. The Always seat and base are assembled together by hand using minimal fixings and can be easily disassembled if necessary.

(Fabric is not included in these calculations as fabric is determined by the client – we offer standard ranges of 100% wool fabrics which are naturally sustainable and re-useable or compostable at the end of life).

### facts

- 100% FSC certified timber
- naughtone is FISP and ISO14001 certified
- 20kg Total weight
- 37.9% Recyclable (steel frame, foam, fixings, & feet)
- 16% Compostable (plywood frame & base)
- 30.5% Recycled content (steel frame, chip foam & fixings)
- 16% Reuseable content
- 68.4% Recycled & Recyclable content

### contents



### support

further information for all our products can be downloaded from the website [www.naughtone.com](http://www.naughtone.com).

\* where sustainable sources are quoted and a chain of custody is required by a customer - this must be indicated on the purchase order to naughtone. A chain of custody requested after an order has been placed or delivered may be difficult to recover.